


# October Cub Scout Roundtable “Cub Scout Collectors”



# October Cub Scout Roundtable “Cub Scout Collectors”

## ***Why Collect? Opening Ceremony***

NARRATOR: Why collect? Have you ever wondered about the coins in your pocket? Or discovered old family photos or letters in your attic? Or have you picked up a rock and found a fossil imprinted in it? Collecting can open new worlds for you. But this is only one reason to collect. Here are eight Cub Scouts to tell you more about collecting.

CUB SCOUT 1: Collecting is creative.

CUB SCOUT 2: Collecting tells stories.

CUB SCOUT 3: Collecting teaches you many things.

CUB SCOUT 4: Collecting can advance science and research.

CUB SCOUT 5: Collecting lets you share your knowledge with others.

CUB SCOUT 6: Collecting can surround you with beautiful objects.

CUB SCOUT 7: Collecting can give you something to do and care about.

CUB SCOUT 8: Collecting is just plain fun!

## ***Prayer: The Greatest Collection***

We give thanks for the greatest collection that is on display tonight at our roundtable-the collection of beautiful smiles on the faces of all our leaders. We have wonderful things to smile about, and we give thanks for that. Amen.

## ***Ice Breaker:***

### ***“COL-LEC-T Cheer”***

Divide the group in half. One half shouts the letters one at a time C-O-L; the other then shouts back these letters one at a time, L-E-C. All shout the remaining letter T. Follow by shouting together “Collect! It’s fun!”

## ***Song: “I Know a Guy Who Collects Great Stuff!”***

Tune: “Old MacDonald Had a Farm”

I know a guy who collects great stuff. E,I, E, I, O.  
In this collection he has some rocks. E,I,E,I,O.

With a big rock here, and a big rock there,  
Here a rock, there a rock,  
Everywhere rocks, rock,  
I know a guy who collects great stuff. E,I,E,I,O!  
And in his collection he has some....  
(Use examples of items boys brought for the pack meeting display: stamp, coins, cars, photographs etc)

## ***Kim’s Game:***

Place about 20 small articles on a tray or on the table or floor. Cover them with a cloth. Boys gather around the covered articles; uncover them and give the boys about two minutes to look at them and try to remember them. After two minutes, Cub Scouts write down as many articles as they can remember. Maybe you could have a prize for the longest correct list.

## ***A Special Collection Skit:***

Setting: Den meeting where six Cub Scouts and the den leader are discussing their hobbies.

DEN LEADER: All right, boys. Today I’d like you to answer roll call with the name of your hobby.

Then we’ll see whether we can learn the word for that hobby. Bobby, you’ll be first.

BOBBY: I collect coins. I think that makes me a numismatist.

DEN LEADER: Very good, Bobby, Billy, how about you?

BILLY: We collect stamps in my family. And I’ve heard my dad called a philatelist.

DEN LEADER: That’s right, Billy. Now Tommy, what about you?

TOMMY: My brother and I like to hike and watch birds. We collect pictures of all the birds we see. So we’re like ornithologist.

DEN LEADER: That’s right, Tommy, Jimmy, what do you collect?

JIMMY: My Dad and I collect fossils. So we could be called paleontologist.

DANNY: (waving his hand): My brother and I have a garden and collect seeds and flowers. We’re horticulturists.

DEN LEADER: That’s good, Danny. And now, Mikey, what kind of special collection do you have?

# October Cub Scout Roundtable “Cub Scout Collectors”

MIKEY: (scratching his head): Well...I don't have a special collection, but I bet you will never guess what my dad collects. It doesn't have a fancy name. (Grins a little. Other boys look at each other, whisper and shrug their shoulders.)

DEN LEADER: We give up, Mikey. What kind of collector is your dad?

MIKEY: He's a bill collector! (All laugh and clap hands to hands.)

## ***Theme-Related Activity: Pack Collection Show***

There are achievements and electives that focus on collecting and how they are kept. (Tiger Cub Handbook, Elective 16, “Collecting and Other Hobbies”; Wolf Handbook Achievement 6, “Start a Collection”; Bear Handbook, Elective 22, “Collecting Things”; and Webelos Scout Handbook, Geologist and Forester activity badges.) Refer to the Cub Scout Leader How-To Book chapter on the outdoors; it has some sections on collecting. Plan a pack collection show. Invite a special guest as well as arranging publicity and awarding a patch or ribbon for participation to encourage participation and collecting.

## ***Bobcat Induction Ceremony: Boys' Life Puzzle***

For this ceremony, use the Boys' Life puzzles below. CUBMASTER: People collect many different things; some people collect puzzles (The Cubmaster calls the new Bobcat Cub Scouts and their families forward. Include siblings.) We have for each family a puzzle to put together. (Hand each family a Boys' Life puzzle and asks them to work together to put it together.)

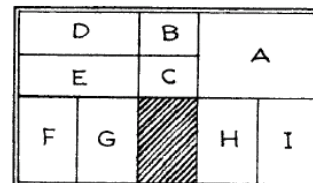
(After all are finished): As we have seen, these Bobcat Cub Scouts and their families can work well together. They know how to help each other to accomplish a goal. Cub Scouting needs that kind of teamwork. The whole family needs to help if the Cub Scout is to get the most from our program. Now I would like to welcome the new Bobcat Cub Scouts and their families to our pack. Will

parents/guardians please pin the badge on your son's uniform shirt? (Present badges to parents/guardians.)

## **Boys' Life**


### **Puzzle**

**Material: Boys' Life magazines, 8-by-10-inch piece of thin cardboard, glue, scissors.**



Choose a cartoon or other colorful page from Boys' Life magazine and glue it to the cardboard. On the back of the cardboard draw puzzle pieces and then them cut out. Put the puzzle pieces into an envelope to keep them together. This puzzle is a prop for the Bobcat Induction Ceremony above or can be added to a Cub Scout's collection.

## **Separate Meetings:**



***Tiger  
Cub  
Den***



***Leaders and Cub  
Scout Den***

## **Leaders-**

### ***Rock Paperweights Activity:***

Materials: Large rock; felt; glue decorations such as wiggle eyes, pipe cleaners, yarn, paint, etc. Look for smooth, interestingly textured, shaped, or colored rocks. Wash and dry them. Glue felt to the bottom of the rock. Decorate creatively. Keep for your collection or contribute to someone else's collection.

### ***Collector's Shadowbox:***

Staple strips of tag board or poster board into the lid of a large box to divide the lid into sections of different sizes. If desired, paint the inside of the lid and let dry. Arrange and glue your collectibles in the sections. Glue a loop of string on the back of the box so that you can hang it on a wall.

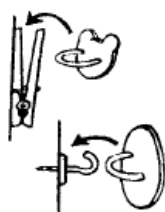
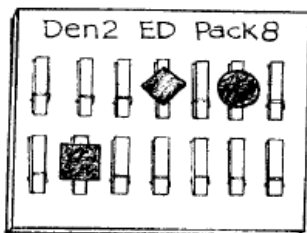
# October Cub Scout Roundtable “Cub Scout Collectors”

## **Webelos Den Leaders:**

Neckerchief Slide Holder Activity:



Neckerchief slide holders are usually



made from ¼ inch plywood, pegboard, or other similar wood, but you can

use other materials, too. A 12- or 14-inch square is a good size for a beginner. Finish the wood with stain, paint, or varnish. Use metal cup hooks or snap-type clothespins to hold the slides. Screw cup hooks into the wood; glue or clothespins. Add a picture hanger on the back so the board can be hung on a wall.



## ***Cubmasters Pack Attendance Awards and Incentives.***

It's important and there are benefits of good pack attendance and incentives to encourage attendance. One idea might be a den or family totem with colored beads (to indicate different events). How about a patch, certificate, or attendance ribbon awarded at the end of the year? Be mindful of other important events Cub Scout must attend during the year, so that he may not have “perfect” attendance. How can this be handled and his attendance still recognized and rewarded? The Cub Scout Award Certificate (No#34141) is an example of an award that may be purchased.

## ***Necklace Attendance Totems and Attendance Certificates Activity:***

Materials: Construction paper, ruler, markers or crayons, stickers.

For this activity, boys get to design their own attendance certificate. Discourage their using the word “Perfect,” but encourage “Great,” “On Time,”

“Did His Best,” etc. Use purchased stickers to mark attendance on the certificate.

## **Closing Ceremony/Cubmaster's Minute**

Many people of all ages have discovered the fun of collecting things. Whether you collect rocks or stamps or model cars, it's exciting to be on the watch for a new item to add to your collection. Some collections are worth a lot of money; others are not. One collection that goes beyond the dollar value is the collection of Good Turns. You can't see this collection, and sometimes it isn't even shared with others; but we keep this collection in our hearts, and it is the most important of all.

## ***Pack Leaders: Activity:***

Make Boys' Life Puzzles (See page 4) for the Bobcat Induction Ceremony for your pack. Once the puzzles are awarded to the boys, suggest that they save them for their Scouting collection.

